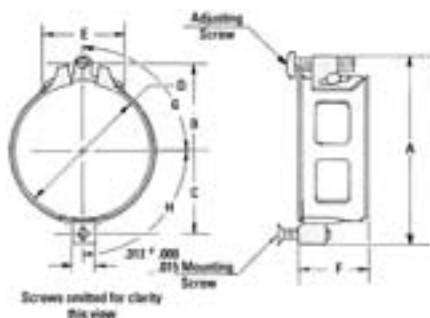


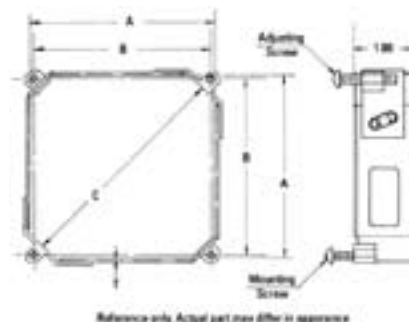
Round Clamps Less Than 1.900" Diameter



P/N	A MAX	B ±.005	C ±.005	D MAX	D MIN	E MAX	F ±.03	G ±1°	H ±1°	Mounting Screw	Adjusting Screw
64294	1.755	.769	.769	1.152	1.107	1.100	.50	90	90	MS24693BB30	AN515B6R12
64386	1.850	.800	.800	1.290	1.210	.750	1.00	90	90	MS24693BB30	AN515B6R12
64475	2.047	.915	.915	1.540	1.460	.750	1.00	90	90	MS24693BB30	MS35214-29
64388	2.750	1.250	1.203	1.968	1.890	.875	1.00	90	90	MS24693BB52	MS35215-58
64246	3.035	1.422	1.313	2.296	2.218	1.125	1.00	90	90	MS24693BB52	5801-7

ARINC Specification 408 Square Clamps 1" Deep

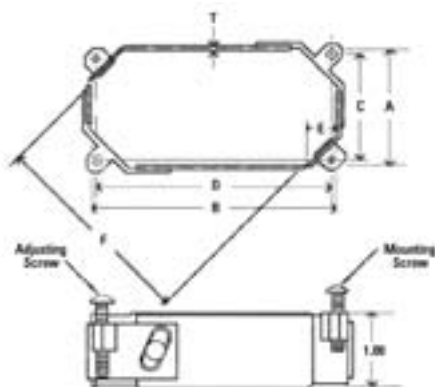
P/N	ARINC	A 2PL #408 Spec	B 2PL	C 2PL	T ±.003	Mounting Screw	Adjustment Screw
9962B	2ATI-S	2.175	2.080	2.500	.040	MS35214-29	MS35214-46
9963B	3ATI-S	3.175	3.060	3.885	.040	MS35214-29	MS35214-46
9964B	4ATI-S	3.975	3.860	5.015	.040	MS35214-29	MS35214-46
9965B	5ATI-S	4.975	4.810	6.360	.050	MS35214-42	MS35214-46



Reference only Actual part may differ in appearance

ARINC Specification 408 Square Clamps More Than 1" Deep

P/N	Spec 408	A ±.010	B ±.005	C ±.015	D ±.03	T ±.003	Mounting Screw	Adjusting Screw
64416B	2ATI-S 2" dp.	2.175	2.080	2.500	2.00	.040	MS35214-29	MS35214-50
64311B	3ATI-S 2" dp.	3.175	3.060	3.885	2.00	.040	MS35214-29	MS35214-50
64359B	4ATI-S 2" dp.	3.975	3.860	5.015	2.00	.040	MS35214-29	MS35214-50
64347B	5ATI-S 2" dp.	4.975	4.810	6.360	2.00	.050	MS35214-44	MS35214-50
64977B-103	4ATI-S 4" dp.	3.975	3.860	5.015	4.00	.040	MS35215-57	MS51957-75
64378B-101	5ATI-S 4" dp.	4.975	4.810	6.360	4.00	.050	MS24693BB276	MS51957-75



ARINC Specification 408 Rectangular Clamps 1" Deep

P/N	Spec 408	A ±.015	B ±.015	C ±.005	D ±.005	E ±.010	F REF	G ±.03	T ±.003	Mounting Screw	Adjusting Screw
64321B	3X1.5ATI-R	1.457	3.175	1.34	3.06	.428		2.67	.040	MS24693BB30	MS35214-31
64423B	1.5X3ATI-R	3.175	1.457	3.06	1.34	.428		2.67	.040	MS35214-29	MS35214-46